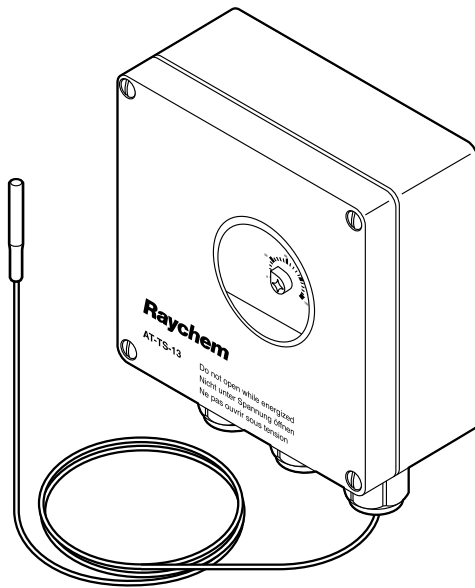


Raychem AT-TS-13 AND AT-TS-14

SURFACE SENSING THERMOSTAT, ELECTRONIC



AT-TS thermostats provide temperature control in safe area. The temperature set point can be checked through a window in the lid. LED´s are providing an indication when cables are energized (Heating ON) or when the temperature sensor is defect (sensor break or sensor short-circuit).

The temperature sensor has a length of 3 meter and can be shortened for ambient sensing operating. Direct connection of the heating cable is possible. Connection kits need to be ordered separately. The thermostat is available in 2 temperature ranges.

GENERAL	AT-TS-13	AT-TS-14
Area of use	Ordinary area, outdoors	Ordinary area, outdoors
Supply voltage	230 Vac +10% -15% 50/60 Hz	230 Vac +10% -15% 50/60 Hz
Max. switching current	16 A, 250 Vac	16 A, 250 Vac
Max. conductor size	2.5 mm ²	2.5 mm ²
Switching differential	0.6 K to 1 K	0.6 K to 1 K
Switching accuracy	± 1 K at 5°C (calibration point)	2 K at 60°C (calibration point)
Switch type	SPST (normally open)	SPST (normally open)
Adjustable temperature range	-5°C to +15°C	0°C to +120°C

HOUSING	AT-TS-13	AT-TS-14
Temperature setting	inside	inside
Exposure temperature	-20°C to +50°C	-20°C to +50°C
Ingress protection	IP65 according to EN 60529	IP65 according to EN 60529
Entries	1 x M20 for supply cable (Ø 8-13 mm) 1 x M25 for heating element (Ø 11-17 mm) 1 x M16 for the sensor	1 x M20 for supply cable (Ø 8-13 mm) 1 x M25 for heating element (Ø 11-17 mm) 1 x M16 for the sensor
Material	ABS	ABS
Lid fixing	nickel-plated quick release screws	nickel-plated quick release screws
Mounting	SB-110 and SB-111 or surface mount	SB-110 and SB-111 or surface mount

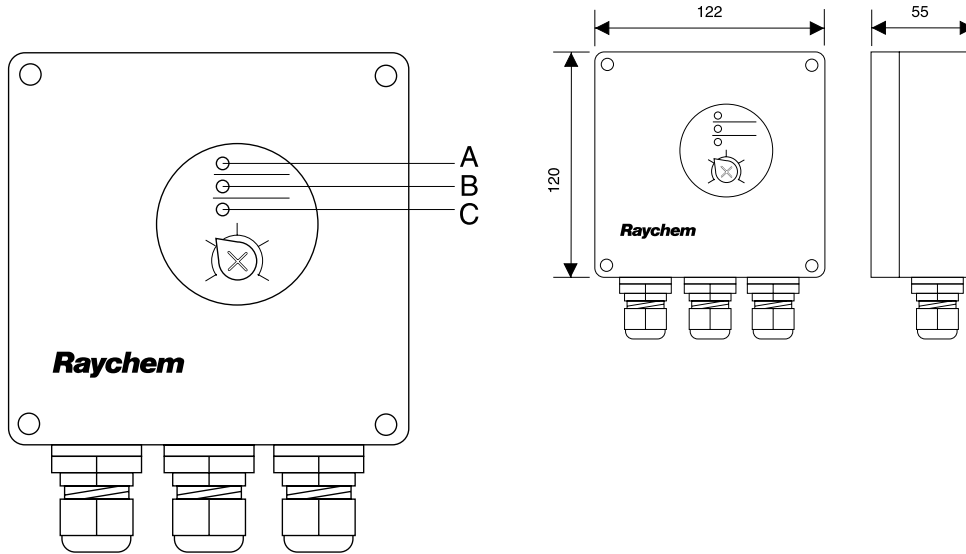
APPROVALS



(Russia, Kazakhstan, Belarus)

For other countries contact your local Pentair representative.

DIMENSIONS (IN MM)



- A Green LED Heating cable on
- B Red LED Sensor break
- C Red LED Sensor short-circuit

TEMPERATURE SENSOR

	AT-TS-13	AT-TS-14
Type	PTC KTY 83-110	PTC KTY 83-110
Length sensor cable	3 m	3 m
Diameter sensor cable	5.5 mm	5.5 mm
Diameter sensor head	6.5 mm	6.5 mm
Sensor material	PVC	Silicone
Max. exposure temperature sensor cable	80°C	160°C

The sensor cable may be extended to a maximum of 100 m using a 2-conductor wire with a cross-section of 1.5 mm². The sensor cable should be shielded if it is laid in cable ducts or in the vicinity of high-voltage carrying cables. The shield of the extension cable should be grounded at the controller end only.

OUTPUT PARAMETERS

Alarm on LED	Green LED: Heating Cable ON Red LED: Sensor break Red Led: Sensor short-circuit	Green LED: Heating Cable ON Red LED: Sensor break Red Led: Sensor short-circuit
--------------	---	---

ORDERING DETAILS

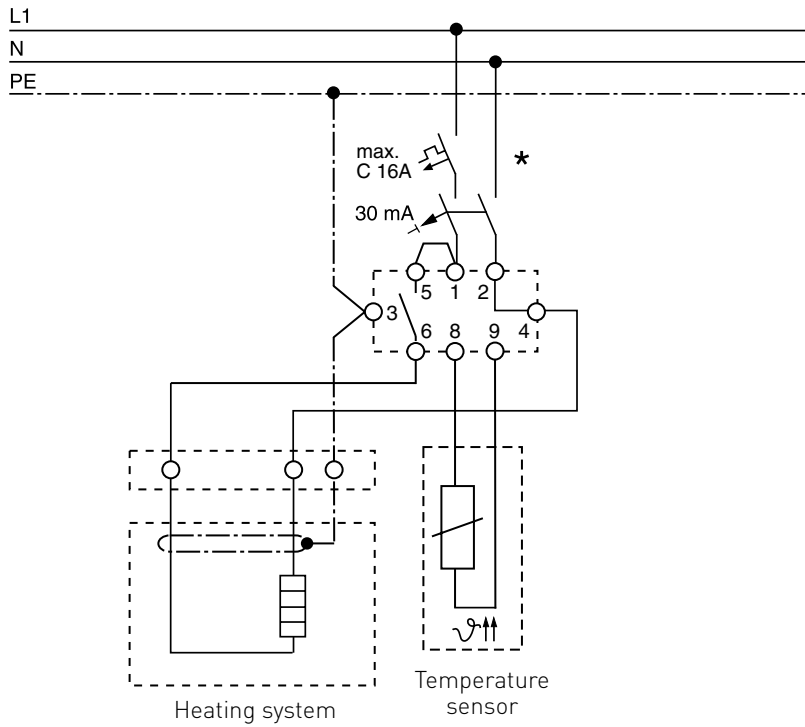
Part description	AT-TS-13	AT-TS-14
PN (Weight)	728129-000 (0.44 kg)	648945-000 (0.44 kg)

ACCESSORIES

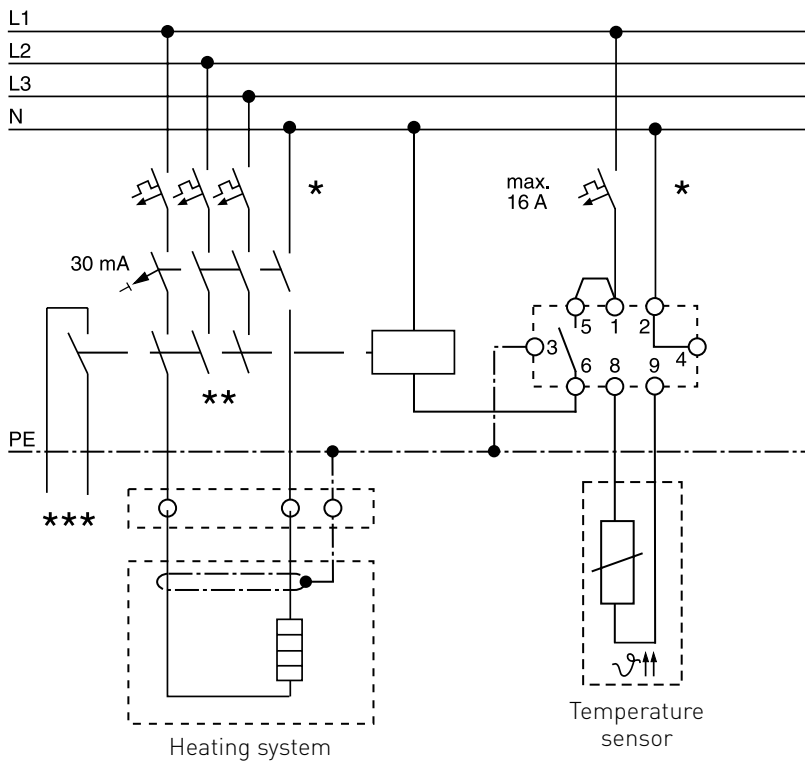
PA Reducer	Reducer M25 (M)/M20 (F)	Reducer M25 (M)/M20 (F)
PN	184856-000	184856-000
Spare temperature sensor (AT-TS-13 and AT-TS-14)	HARD-69 (Max. exposure temperature 160°C)	HARD-69
PN (Weight)	133571-000 (180 g)	133571-000 (180 g)

WIRING DIAGRAM FOR THERMOSTAT

AT-TS-13 or AT-TS-14



AT-TS-13/14 with contactor



- * Two- or four-pole electrical protection by circuit-breaker may be needed for local circumstances, standards and regulations
- ** Depending on the application, one- or three-pole circuit-breakers or contactors may be used
- *** Optional: Potential-free circuit-breaker for connection to the BMS



WWW.PENTAIRTHERMAL.COM

EUROPE, MIDDLE EAST, AFRICA

Tel: +32.16.213.511
Fax: +32.16.213.603
thermal.info@pentair.com

UNITED KINGDOM

Tel: 0800 969 013
Fax: 0800 968 6241
salesthermaluk@pentair.com

IRELAND

Tel: 1800 654 241
Fax: 1800 654 240
salesie@pentair.com

Pentair is owned by Pentair or its global affiliates. All other trademarks are the property of their respective owners. Pentair reserves the right to change specifications without prior notice.

© 1998-2016 Pentair.