

- Easy

With FroStop, design is simple. The FroStop cable is placed directly and in a straight line on the pipe, under the insulation; or in a straight line in the gutter.

- Reliable

FroStop cables are very reliable and safe. These self-regulating cables prevent overheating - even when crossed.

- Flexible

FroStop cable can easily be cut to the desired length. You can use the rest of the cable for your next installation.

- Available

FroStop packs are available through your **electrical wholesaler**. Components, i.e. thermostats, junction boxes and brackets, heatshrink connection and end seal kits, etc. are all also separately available.



## 30 m heating cable pack

Frost protection of cold water pipes, drains and sprinkler systems

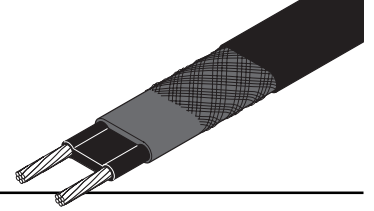


De-icing of roofs, gutters and downpipes





# Self-regulating safety system for the protection of gutters and downpipes against winter damage



## Design guide

### 1. Application

Frost protection for gutters and downpipes, ideal for lead gutters.

FroStop Black:

28 W/m in iced water and  
16 W/m in the air at 0°C

**Important note:** When laying cables on asphalt, bitumen, roofing felt, etc., a cable with a special fluoropolymer jacket (8BTV2-CT) must be used.

### 2. Laying

The heating cable should be installed in a straight line in the gutter.

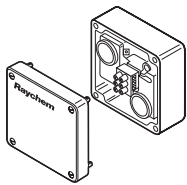
The cable lengths should be adjusted according to the geographical situation and the gutters

- More than one cable should be laid in wide valley, parapet or box gutters
- Lay only in channels that are not coated with asphalt, bitumen, etc.
- The cable should descend approx. 1 m below the frost-free area

### 3. Cable length

Gutter length  
+ drainpipe length  
+ 1 m per connection  
+ 1 m in the soil (frost line)  
= required heating cable length

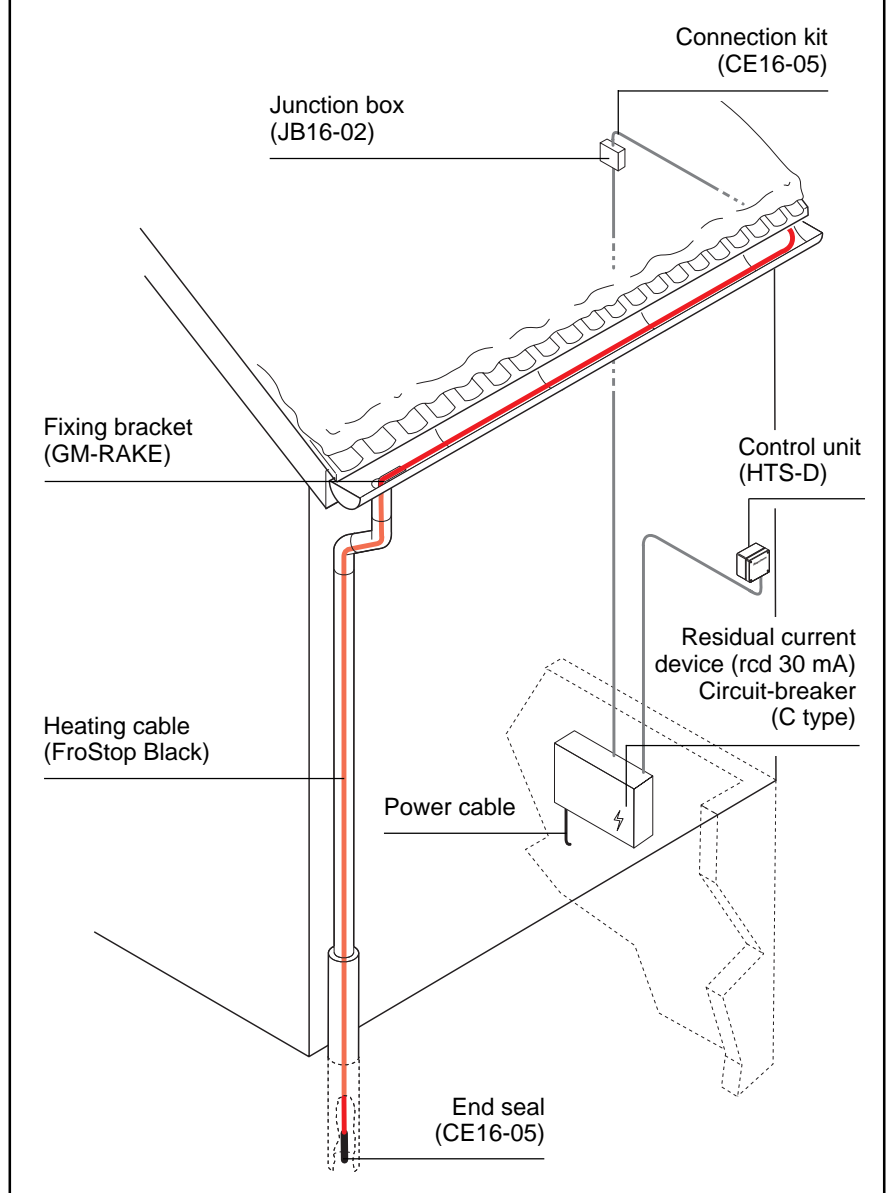
### 4. Control unit HTS-D



Thermostat

- 2 independent switching points
- Max. switching current: 16 A –230 Vac
- Temperature adjustment range: –15°C to +15°C
- Outdoor installation
- Economical for circuit lengths up to 30 m
- For lengths over 30 m use the EMDR-1-01 control unit

- Reliable protection against winter damage
- No danger of ice dams in gutters or icicle formation
- Keeps path free for melting snow and ice
- Protects buildings and people
- Maintenance-free
- Efficient energy use



Technical data	FroStop Green 30 m	FroStop Black 30 m
Power output (W/m at 5°C on pipe)	10	18
Supply voltage	230 Vac	230 Vac
Minimum installation temp.	–20°C	–20°C
Minimum bending radius	13 mm	13 mm
Maximum circuit length @ 16 A	100 m	80 m
Electrical protection at 0°C start up	16 A	16 A
Max. exposure temp.: continuous	+65°C	+65°C
Max. exposure temp.: intermittent (800 h)	+85°C	+85°C

## 5. Electrical protection

- The total length of heating cable determines the number and size of the fuses
- Residual current device (rcd): 30 mA required
- Installation according to local regulations
- The mains connections must be carried out by an approved electrical installer
- Use C type circuit-breakers

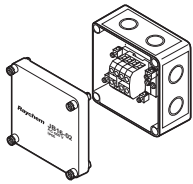
**Max. length of the heating circuit is based on a minimum start-up temperature of 0°C, 230 V ac.**

	FroStop Black	FroStop Green
10 A	50 m	60 m
13 A	65 m	80 m
16 A	80 m	100 m

## 6. Accessories

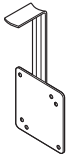
Power connection	1 JB16-02 + 1 CE16-05 + 1 JB-SB-08
Splice	1 JB16-02 + 2 CE16-05 + 1 JB-SB-08
Powered splice	1 JB16-02 + 2 CE16-05 + 1 JB-SB-08
T-connection	1 JB16-02 + 3 CE16-05 + 1 JB-SB-08
Powered T-connection	1 JB16-02 + 3 CE16-05 + 1 JB-SB-08
Four way connection	1 JB16-02 + 4 CE16-05 + 1 JB-SB-08

**Notes: Each FroStop box contains one CE16-05 kit. FroStop cables can't be used with RayClic connectors. A JB-SB-08 support bracket is not required for installation in gutters.**



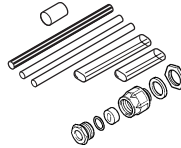
### JB16-02

Temperature-resistant junction box for power connection or T-connections



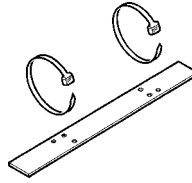
### JB-SB-08

Single-leg support bracket for junction and connection boxes



### CE16-05

- Connection and end seal kit
- Heat-shrink technique
  - PG 16 glands
  - Each FroStop 30 m pack contains one CE16-05 kit.




### GM-RAKE

- Fixing bracket/edge protection for drainpipes
- Spacer for use in wide channels or gutters where more than one run of cable is required (a spacer is placed every 100 cm)
- VA steel with UV-resistant cable ties

## Easy-to-use packaging

The FroStop cables are delivered on a 30 m spool. The FroStop box contains:

- 30 m self-regulating heating cable FroStop Green or FroStop Black
- One CE16-05 heat-shrink connection and end seal kit
- One roll of glass-cloth tape
- Five 'electric traced' labels to be placed at 5 m intervals on thermal insulation
- One installation instruction



## Ordering description

FroStop Black	PACK-FROSTOP-B-30
FroStop Green	PACK-FROSTOP-G-30

Raychem and FroStop are trademarks of Raychem Corporation.

*All of the above information, including illustrations, is believed to be reliable. Users however, should independently evaluate the suitability of each product for their application. Raychem makes no warranties as to the accuracy or completeness of the information and disclaims any liability regarding its use. Raychem's only obligations are those in the Standard Terms and Conditions of Sale for this product and in no case will Raychem be liable for any incidental, indirect or consequential damages arising from the sale, resale, use or misuse of the product. Raychem Specifications are subject to change without notice. In addition Raychem reserves the right to make changes in materials or processing, without notification to the Buyer, which do not affect compliance with any applicable specification.*

# Raychem